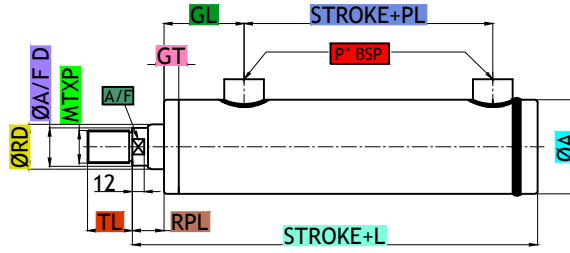
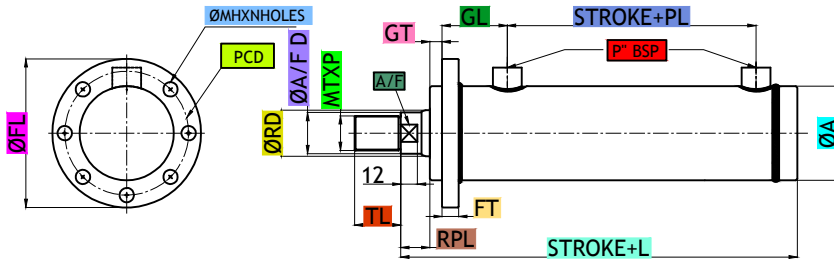


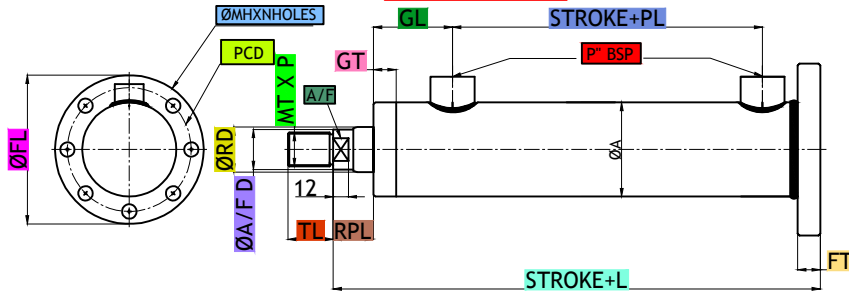
**BASIC CYLINDER**



**HEAD END FLANGE**



**CAP END FLANGE**



**BASIC CYLINDER**

**HEAD/CAP END FLANGE**

BORE	ROD	P	L	TL	PL	MTXP	RPL	ØA	ØRD	ØA/FD	A/F	FT	ØFL	PCD	ØMHN	GL	GT
Ø40★	Ø18	3/8"	166	18	45	M14X1.5	32	Ø50	Ø18	Ø16	15	12	Ø110	Ø90	Ø11X4	53	15
Ø40	Ø22	3/8"	166	22	45	M18X1.5	32	Ø50	Ø22	Ø20	19	12	Ø110	Ø90	Ø11X4	53	15
Ø50★	Ø22	3/8"	179	22	47	M18X1.5	32	Ø60	Ø22	Ø20	19	16	Ø125	Ø95	Ø13X6	60	15
Ø50	Ø28	3/8"	179	28	47	M24X2	32	Ø60	Ø28	Ø26	24	16	Ø125	Ø95	Ø13X6	60	15
Ø50	Ø36	3/8"	192	36	47	M27X2	32	Ø60	Ø36	Ø32	28	16	Ø125	Ø95	Ø13X6	73	28
Ø63	Ø28	3/8"	187	28	47	M24X2	32	Ø75	Ø28	Ø26	24	18	Ø137	Ø107	Ø13X6	63	15
Ø63	Ø36	3/8"	187	36	47	M27X2	32	Ø75	Ø36	Ø32	28	18	Ø137	Ø107	Ø13X6	63	15
Ø80	Ø36	1/2"	210	36	51	M27X2	32	Ø95	Ø36	Ø32	28	18	Ø160	Ø130	Ø14.5X6	81	15
Ø80	Ø45	1/2"	210	45	51	M33X2	32	Ø95	Ø45	Ø42	34	18	Ø160	Ø130	Ø14.5X6	81	15
Ø100	Ø45	3/4"	225	45	51	M33X2	32	Ø114	Ø45	Ø42	34	21	Ø185	Ø150	Ø17.5X6	94	15
Ø100	Ø56	3/4"	225	56	51	M42X2	32	Ø114	Ø56	Ø50	44	21	Ø185	Ø150	Ø17.5X6	94	15
Ø125	Ø56	3/4"	252	56	54	M42X2	32	Ø145	Ø56	Ø50	44	24	Ø235	Ø190	Ø22X6	103	20
Ø125	Ø70	3/4"	252	70	54	M56X2	32	Ø145	Ø70	Ø62	58	24	Ø235	Ø190	Ø22X6	103	20
Ø125	Ø90	3/4"	252	90	54	M74X2	32	Ø145	Ø90	Ø80	67	24	Ø235	Ø190	Ø22X6	103	20

NOTE:

★ These cylinders required longer delivery time